



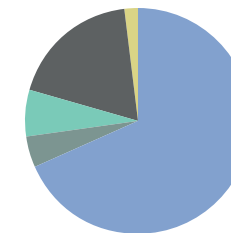
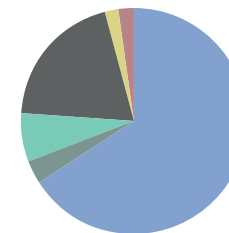
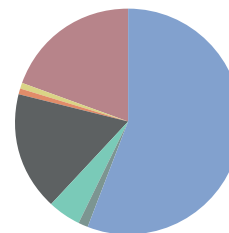
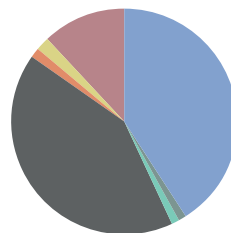
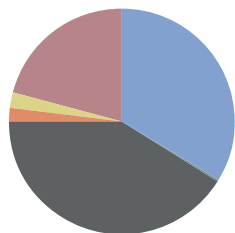
## Cockpit Stromkennzeichnung Schweiz

Stand September 2022

## Stromkennzeichnung 2005 bis 2021 als Totalwerte (Schweiz + Ausland) und nur Anteil der Schweiz

	2005		2011		2016		2020		2021	
	Total	Schweiz	Total	Schweiz	Total	Schweiz	Total	Schweiz	Total	Schweiz
<b>Erneuerbare Energien</b>	<b>33.8%</b>	<b>32.3%</b>	<b>43.31%</b>	<b>34.14%</b>	<b>61.95%</b>	<b>53.75%</b>	<b>76.22%</b>	<b>58.98%</b>	<b>79.60%</b>	<b>61.06%</b>
Wasserkraft	33.8%	32.2%	41.07%	32.49%	55.97%	48.09%	65.88%	49.99%	68.44%	52.28%
Übrige erneuerbare Energien	0.1%	0.1%	0.94%	0.35%	1.38%	1.06%	3.34%	1.99%	4.46%	2.08%
Sonnenenergie	< 0.1%	0.0%	0.19%	0.13%	0.80%	0.78%	1.45%	1.44%	1.77%	1.57%
Windenergie	< 0.1%	0.0%	0.56%	0.04%	0.31%	0.05%	1.36%	0.05%	2.20%	0.04%
Biomasse	< 0.1%	0.0%	0.19%	0.18%	0.27%	0.23%	0.53%	0.50%	0.49%	0.47%
Geothermie	< 0.1%	0.0%	0.00%	0.00%	0.00%	0.00%	0.00%	0.00%	0.00%	0.00%
Geförderter Strom	0.0%	0.0%	1.30%	1.30%	4.60%	4.60%	7.00%	7.00%	6.70%	6.70%
<b>Nicht erneuerbare Energien</b>	<b>43.3%</b>	<b>29.3%</b>	<b>43.36%</b>	<b>31.77%</b>	<b>17.82%</b>	<b>16.18%</b>	<b>21.73%</b>	<b>20.54%</b>	<b>20.40%</b>	<b>19.15%</b>
Kernenergie	41.1%	27.3%	41.43%	31.59%	16.97%	15.58%	19.89%	19.73%	18.53%	18.38%
Fossile Energieträger	2.2%	1.6%	1.93%	0.18%	0.85%	0.60%	1.84%	0.81%	1.87%	0.77%
Erdöl	0.3%	0.2%	0.06%	0.02%	0.00%	0.00%	0.01%	0.01%	0.02%	0.02%
Erdgas	1.5%	1.3%	1.76%	0.15%	0.85%	0.60%	0.90%	0.11%	0.45%	0.13%
Kohle	0.1%	0.0%	0.11%	0.01%	0.00%	0.00%	0.24%	0.00%	0.78%	0.00%
Abfälle (ab 2019)							0.69%	0.69%	0.62%	0.62%
<b>Abfälle (bis und mit 2018)</b>	<b>2.0%</b>	<b>2.0%</b>	<b>1.51%</b>	<b>1.50%</b>	<b>0.84%</b>	<b>0.84%</b>				
<b>Nicht überprüfbare Energieträger (bis und mit 2020)</b>	<b>20.7%</b>		<b>11.82%</b>		<b>19.39%</b>		<b>2.05%</b>			
<b>Total</b>	<b>100.00%</b>	<b>63.0%</b>	<b>100.00%</b>	<b>67.41%</b>	<b>100.00%</b>	<b>70.77%</b>	<b>100.00%</b>	<b>79.52%</b>	<b>100.00%</b>	<b>80.21%</b>

Totalwerte als Kreisdiagramme:



Liefermenge in kWh

55'629'944'795

54'760'692'500

57'163'162'607

Trend Totalwerte (Schweiz + Ausland)

